



Leveraging AMAZE & 3Rs in Google Classroom

Nora Gelperin, M.Ed. (she/her)

Director of Sex Ed & Training

Oct 7, 2020

Rights.
Respect.
Responsibility.

Advocates
for Youth
Young. Powerful. Taking Over.

AdvocatesforYouth.org

**Advocates
for Youth**
Young. Powerful. Taking Over.



> **Take Action**

> **Donate**

[ABOUT](#) [ISSUES](#) [RESOURCES & TOOLS](#) [MEDIA](#) [SHOP](#) [Q](#)



Our Bodies. Our Lives. Our Movement.

Rights.
Respect.
Responsibility.

**Advocates
for Youth**
Young. Powerful. Taking Over.

Who's In Our Group? Poll



Chat - What was March 2020 like for you?

Schools close over coronavirus threat, raising concerns about disruption

Coronavirus in N.Y.C.: Why Closing Public Schools Is a 'Last Resort'

CORONAVIRUS

Governor cancels Illinois schools statewide until March 30 to slow the spread of coronavirus

Miami-Dade, Broward schools will close effective Monday in response to coronavirus

BY COLLEEN WRIGHT

MARCH 13, 2020 04:10 PM, UPDATED MARCH 13, 2020 09:56 PM



All Nevada schools to close; Gov. Sisolak pushes heavy COVID-19 precautions

www.3rs.org

**Advocates
for Youth**
Rights. Respect. Responsibility.

[ABOUT 3RS](#) [CURRICULUM](#) [BEFORE YOU TEACH](#) [TRAINING](#) 



— RIGHTS, RESPECT, RESPONSIBILITY

A K-12 Sexuality Education Curriculum.

Rights.
Respect.
Responsibility.

**Advocates
for Youth**
Young. Powerful. Taking Over.

Features of 3Rs

- **Free** K-12 sex ed curriculum
- **80 lessons** and PowerPoints available
- Based on the National Sex Ed Standards
- LGBTQ-inclusive and affirming
- Includes parent/caregiver homework
- Includes 30 page Teacher's Guide
- Released in 2016, **updates happening now**

www.Amaze.org



About ▾

Educators

Parents

Covid-19

amaze jr.



Search

MY AMAZE

MORE INFO. LESS WEIRD.

AMAZE takes the awkward out of sex ed. Real info in fun, animated videos that give you all the answers you actually want to know about sex, your body and relationships.

[Check us out on YouTube](#)



DESCRIPTIONS

FEATURED

PUBERTY

SEXUAL ORIENTATION


GENDER IDENTITY

PERSONAL SAFETY

HEALTHY RELATIONSHIPS



140 Videos



**Advocates
for Youth**

Young. Powerful. Taking Over.

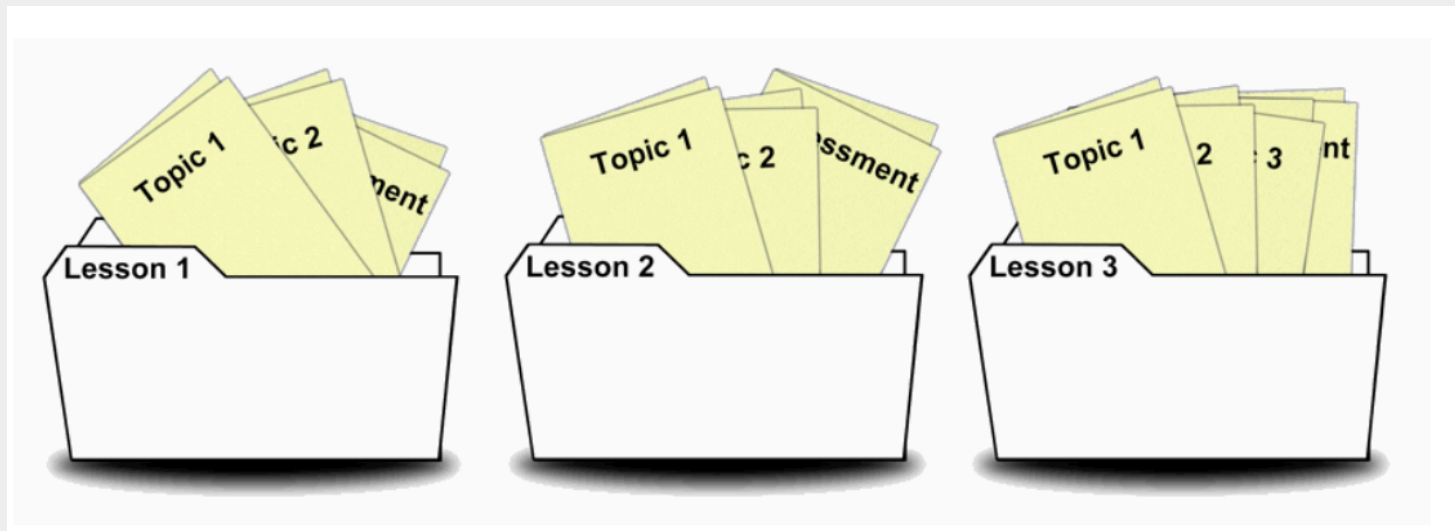
Best Practices with Online Learning

- Reduce the amount of time per lesson to approximately half
 - Learning online is more physically and intellectually intense



Best Practices with Online Learning

Chunk your content both in **design** and **sequence**.



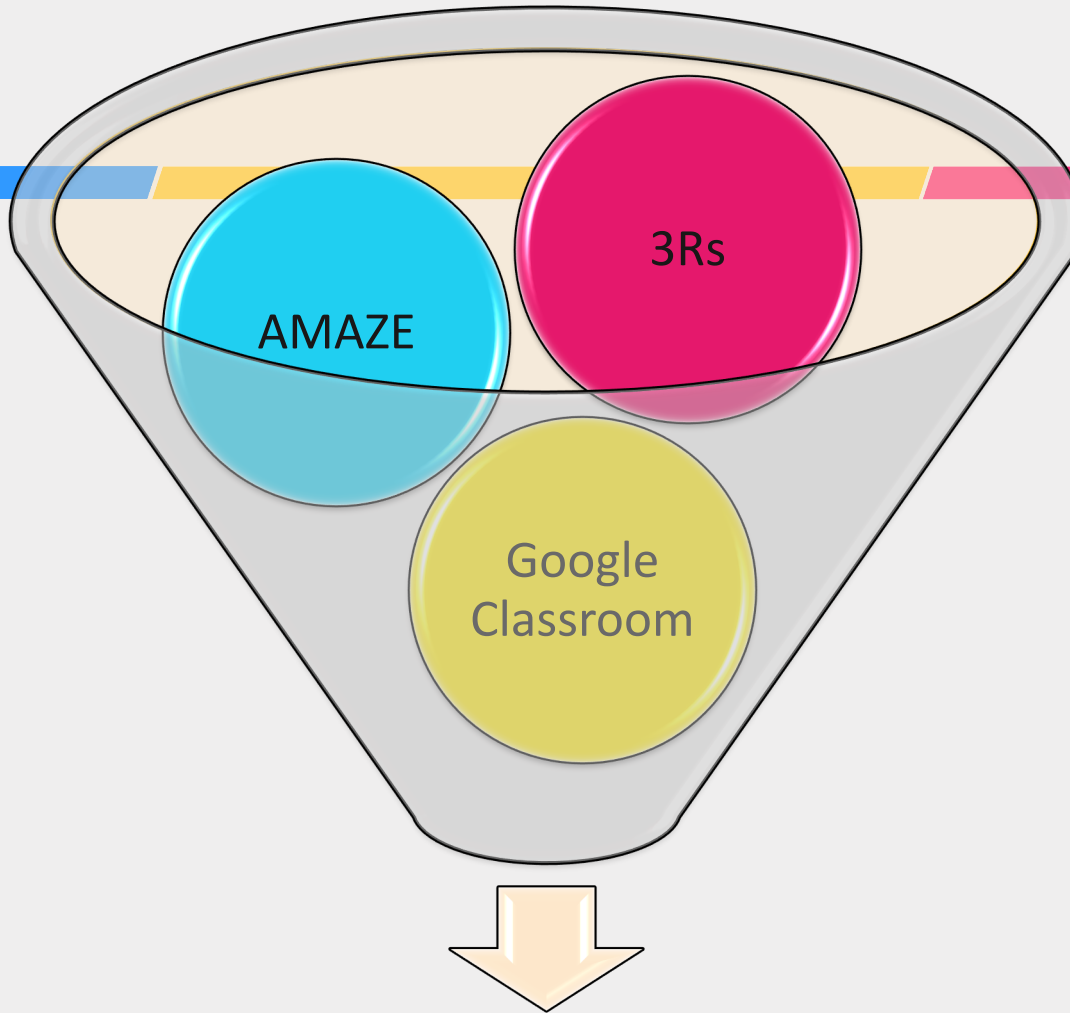
Best Practices with Online Learning

Prepare for asynchronous, synchronous or a hybrid of both.

Middle School Recommended REMOTE:

DRAFT	Monday	Tuesday	Wednesday	Thursday	Friday
9:00-10:00	1st Period Live instruction	4th Period Live instruction	1st Period Live instruction	4th Period Live instruction	1st Period Live instruction
10:15-11:15	2nd Period Live instruction	5th Period Live instruction	2nd Period Live instruction	5th Period Live instruction	2nd Period Live instruction
11:30-12:30	3rd Period Live instruction	6th Period Live instruction	3rd Period Live instruction	6th Period Live instruction	3rd Period Live instruction
10 minutes remote learning	4th Period remote learning	1st Period remote learning	4th Period remote learning	1st Period remote learning	4th Period remote learning
10 minutes remote learning	5th Period remote learning	2nd Period remote learning	5th Period remote learning	2nd Period remote learning	5th Period remote learning
10 minutes remote learning	6th Period remote learning	3rd Period remote learning	6th Period remote learning	3rd Period remote learning	6th Period remote learning

Rights.
Respect.
Responsibility.



Free Educator-Friendly Online Sex Ed Curriculum

Rights.
Respect.
Responsibility.

Advocates
for Youth
Young. Powerful. Taking Over.



Stem Sentences – Chat Box


- When I think about teaching sex ed virtually, **my school/organization is . . .**
- When I think about teaching sex ed virtually, **my students need . . .**
- When I think about teaching sex ed virtually, **the parents/caregivers of my students . . .**

Why Google Classroom?



Google Classroom

Created 3 Google Cla



THANK YOU!
San Diego & San
Francisco Unified
School Districts

- Based on CA version of 3Rs
- 10-11 Lessons per grade
- Grades 5/6, Grade 8 and High School
- Educators join Google Classroom as “Teacher” so they can copy course and make changes as needed
- All lessons 20-25min in length

3Rs Lessons Used in Google Classroom

Grades 5/6

- Lesson 1 Gender Roles, Gender Expectations
- Lesson 2 Change is Good
- Lesson 3 Sexual and Reproductive Anatomy
- Lesson 4 Puberty and Reproduction
- Lesson 5 I Am Who I Am
- Lesson 6 Liking and Loving, Now and When I'm Older
- Lesson 7 Learning About HIV
- Lesson 8 Protecting Your Health
- Lesson 9 Understanding Boundaries
- Lesson 10 Being Smart, Staying Safe Online


Grade 8

- Lesson 1 Blue is for Boys, Pink is for Girls
- Lesson 2 Sexual Orientation, Behavior and Identity
- Lesson 3 Everybody's Got Body Parts
- Lesson 4 Reproduction Basics
- Lesson 5 STI Smarts
- Lesson 6 HIV & AIDS
- Lesson 7 Birth Control Basics
- Lesson 8 What If
- Lesson 9 Warning Signs
- Lesson 10 Making SMART Choices
- Lesson 11 Let's Talk about Sex

High School

- Lesson 1 Understanding Gender
- Lesson 2 Sexual Decision-Making
- Lesson 3 Rights, Respect, Responsibility
- Lesson 4 Planning and Protection
- Lesson 5 Getting Savvy about STI Testing
- Lesson 6 HIV Now – Testing and Treatment
- Lesson 7 Know Your Options
- Lesson 8 Using Condoms Effectively
- Lesson 9 What Are My Reproductive Rights?
- Lesson 10 Is It Abuse If?
- Lesson 11 My Life, My Decisions

Let's take a tour



Rights.
Respect.
Responsibility.

Advocates
for Youth
Young. Powerful. Taking Over.

Grades 5/6 Course

#53 - 5th/6th Grade Sex Education by Advocates f...
Rights, Respect, Responsibility Curriculum (in compliance with CA H...

Stream

Classwork

People

Grades



#53 - 5th/6th Grade Sex Education by Advocates for Yo...

Rights, Respect, Responsibility Curriculum (in compliance with CA HYA)

Class code `ixs37o` []

Meet link [Generate Meet link](#) []

Select theme
Upload photo

Upcoming


No work due soon

 Share something with your class... 

+ Create

 Meet

 Google Calendar


 Class Drive folder

 Being Smart, Staying Safe Online - Lesson 10 Posted 4:32 PM

 Understanding Boundaries - Lesson 9 Posted 4:32 PM

 Protecting Your Health - Lesson 8 Posted 4:32 PM


 Learning About HIV - Lesson 7 Posted 4:32 PM


 Liking and Loving, Now and When I'm Older ... Posted 4:31 PM

 I Am Who I Am - Lesson 5 Posted 4:31 PM

 Puberty and Reproduction - Lesson 4 Posted 4:31 PM

 Sexual and Reproductive Anatomy - Lesson 3 Posted 4:31 PM

 Change is Good - Lesson 2 Posted 4:29 PM



Grades 5/6 - Reproduction

Puberty and Reproduction - Lesson 4



This lesson is about how puberty prepares the body to potentially reproduce, or participate in behaviors that might result in a pregnancy.

- 1) Open the PowerPoint to review the anatomy from the previous lesson and start to learn about reproduction.
- 2) Watch the Amaze video Pregnancy and Reproduction Explained.
- 3) Open the Google Form Lesson 4 Classwork and complete the activities outlined about putting the events in the correct sequence for reproduction to occur.
- 4) Lastly, submit the completed assignments to your teacher.



Pregnancy and Reproductio...
<https://amaze.org/video/pregnan...>



Lesson 4 Classwork: Pubert...
Google Forms



4-PPT-PubertyandReproduc...
PowerPoint

Grades 5/6 - Reproduction

amaze

About ▾

Educators

Parents

Covid-19

amaze jr.



Search

MY AMAZE

Youth

Parents

Educators

Pregnancy and Reproduction Explained



Rights.
Respect.
Responsibility.

Advocates
for Youth
Young. Powerful. Taking Over.

Grade 8

8th Grade Sex Ed by Advocates for Youth - 13
Rights, Respect, Responsibility Curriculum (CA HYA Compliant)

Stream

Classwork

People

Grades

8th Grade Sex Ed by Advocates for Youth - 13

Rights, Respect, Responsibility Curriculum (CA HYA Compliant)

Class code nargk5o []

Meet link Generate Meet link []

Select theme
Upload photo

Upcoming

No work due soon



Share something with your class...



Rights.
Respect.
Responsibility.

Advocates
for Youth
Young. Powerful. Taking Over.

Grades 8 - What If?



Blue is for Boys, Pink is for Girls . . . Or Are T...

Posted 12:21 PM



Sexual Orientation, Behavior and Identity - ...

Posted 12:21 PM



Everybody's Got Body Parts - Lesson 3

Posted 12:21 PM



Reproduction Basics - Lesson 4

Posted 12:21 PM



STI Smarts - Lesson 5

Posted 12:20 PM



HIV & AIDS - Lesson 6

Posted 12:20 PM




Birth Control Basics - Lesson 7

Posted 12:20 PM



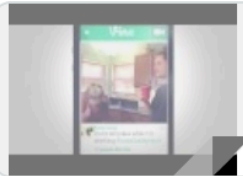
What If? - Lesson 8

Posted 12:20 PM



This lesson is about pregnancy and the options a person has if they become pregnant without meaning to, including adoption, abortion and becoming a young parent. There is no easy answer for a person, or their partner, facing an unplanned pregnancy, so this lesson will help you consider the advantages and challenges of each option.

- 1) Watch the video Big Status Update as a quick warm-up for this lesson and respond to the reaction questions on the document called Video Reaction Questions - Big Status Update.
- 2) When you are done with the reaction questions, watch the videos Heartbreak, Hope and Healing and What is an Abortion? These videos will overview adoption and abortion in addition to the young parent we saw in the first video.
- 3) When you're done watching both videos, complete the worksheet What If Brainstorm where you will brainstorm the pros and cons on each of the three options a pregnant person has.
- 4) Submit all completed assignments to your teacher.



Big Status Update

YouTube video 1 minute



Pregnancy & Reproduction: ...

<https://amaze.org/video/pregnan...>



Heartbreak, hope and healin...

YouTube video 7 minutes



MAKE A COPY - Video React...

Google Form



MAKE A COPY - What If Brai...

Google Forms



Grades 8 - What If?

What Is An Abortion?



WHAT

IS AN

ABORTION?



amaze



Is It Abuse If? - Lesson 10

Posted 8:30 PM



What Are My Reproductive Rights? - Lesson...

Posted 8:30 PM



Using Condoms Effectively - Lesson 8

Posted 8:30 PM



Know Your Options - Lesson 7

Posted 8:30 PM



HIV Now: Testing and Treatment - Lesson 6

Posted 8:30 PM



Getting Savvy About STI Testing - Lesson 5

Posted 8:29 PM



Planning and Protection - Lesson 4

Posted 8:29 PM



Rights, Respect, Responsibility - Lesson 3

Posted 8:29 PM




Sexual Decision-Making - Lesson 2

Posted 8:28 PM



Understanding Gender - Lesson 1

Posted 8:28 PM



High School – Condom Lesson 8



Using Condoms Effectively - Lesson 8



Nora Gelperin • 2:38 PM

100 points

This lesson is about learning the steps to use an external ("male") condom correctly. Since an external condom provides excellent protection from both pregnancy and STDs, it's one of the best ways for people to protect themselves if they're going to have sex.

- 1) Watch the video How to Use a Condom and make a note of any of the steps you think are most important to remember.
- 2) Once done watching the video, next play the Condom Game where you have to drag and drop the steps in the correct order to unlock the condom demonstration at the end.
- 3) Once done playing the Condom Game, watch the Amaze video - Condom Animation - to review other helpful details about how to use condoms correctly. After the video, open the Dynamic Widget and find the locations for condoms within one mile of your zip code.
- 4) Once done watching finding condoms in your zip code, open the Condom Steps Google Form and assign each step the correct number and then submit completed assignments to your teacher.

1

Open the package carefully and remove the condom.

2

Orgasm, ejaculation, and partner's orgasm. Hold to the base of condom and pull out.

3

Check the expiration date.

4

Make sure the condom tip is pointing up so that it can easily roll down the penis.


5

Carefully remove the condom from the penis making sure none of the semen drips out by tying a knot.

6

Throw it away, never reuse a condom.

Amaze Video – Using Condoms Correctly



Find a condom in your zip code – from CDC

Find Condoms 



Condoms can protect you against STDs and HIV. Get them near you.

Search within miles of

Due to COVID-19, this widget may not have the most up-to-date changes to an organization's services or hours. Please contact the organization for updates.

Organizations may offer different types of condoms for free or a small fee. Call your nearest location for details.

Embed

Disclaimer

Info



Rights.
Respect.
Responsibility.

Advocates
for Youth
Young. Powerful. Taking Over.

Google Form with Steps to Correct Use

Activity- Condom Steps

INSTRUCTIONS:

This list contains 11 steps to put on a condom. Put these steps in the correct order.

* Required

- A. Roll condom down penis
- B. Withdraw penis from partner, holding condom on the base
- C. Take condom from wrapper
- D. Check expiration date on conodm
- E. Put condom right side up on head of penis
- F. Throw condom away in trash
- G. Ejaculation
- H. Pinch the tip of the condom
- I. Begin intercourse
- J. Have erection.

Resources for Teachers

Teacher's Only Folder




Nora Gelperin posted a new material: Teacher Answer Keys




Posted 8:27 PM


Here are the Answer Keys to all of the appropriate assignments.




3Rs High School – Lesso...
Word



3Rs High School – Lesso...
Word



3Rs High School - Lesson...
Word



3Rs Teacher's Guide.pdf
PDF



Add class comment...



Reactions to the Sample Lessons?



How Do I Get 3Rs Google Classroom?

**Advocates
for Youth**
Rights. Respect. Responsibility.

[ABOUT 3RS](#) [CURRICULUM](#) [BEFORE YOU TEACH](#) [TRAINING](#) 



— RIGHTS, RESPECT, RESPONSIBILITY

A K-12 Sexuality Education Curriculum.

Rights.
Respect.
Responsibility.

**Advocates
for Youth**
Young. Powerful. Taking Over.

www.3rs.org - Step 1

**Advocates
for Youth**
Rights. Respect. Responsibility.

[ABOUT 3RS](#) [CURRICULUM](#) [BEFORE YOU TEACH](#) [TRAINING](#) 



— RIGHTS, RESPECT, RESPONSIBILITY

A K-12 Sexuality Education Curriculum.

**Rights.
Respect.
Responsibility.**

**Advocates
for Youth**
Young. Powerful. Taking Over.

Here's How it Works – Step 1

Rights, Respect, Responsibility

Use this page to search, explore, and download lesson plans from our K-12 Sexual Education Curriculum. To download all lesson plans in one PDF, please visit our [Downloads Page](#). To order hard-copies of the lessons please visit our [3Rs Mimeo Marketplace](#). You can also check out our [3Rs Google Classroom](#).

Don't Use Work/School Email

If you're interested in receiving an email inviting you to copy the 3Rs Google Classroom, please sign up below using your PERSONAL EMAIL ADDRESS. (We have encountered many districts restricting access to Google Classrooms outside of their own district, so please share a personal email, not a district email.)

* Required

Then You Will Get An Email Invitation



Google Classroom

Hi Nora Teacher 19,

Nora Teacher 17 Gelperin (norateacher17@advocatesforyouth.org) invited you to co-teach [#50 - 5th/6th Grade Sex Education by Advocates for Youth Rights, Respect, Responsibility Curriculum \(in compliance with CA HYA\)](#).

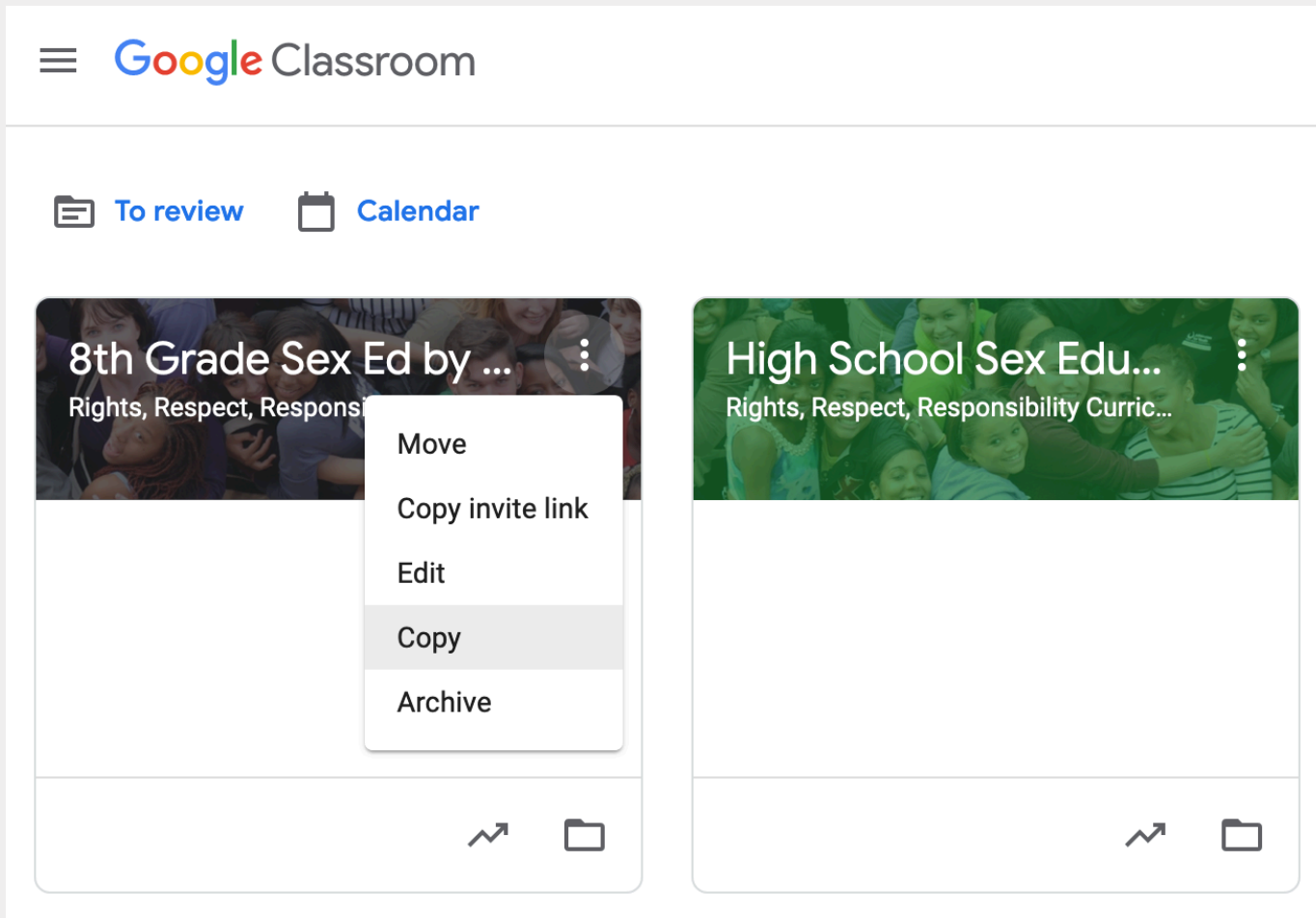


Nora Teacher 17 Gelperin

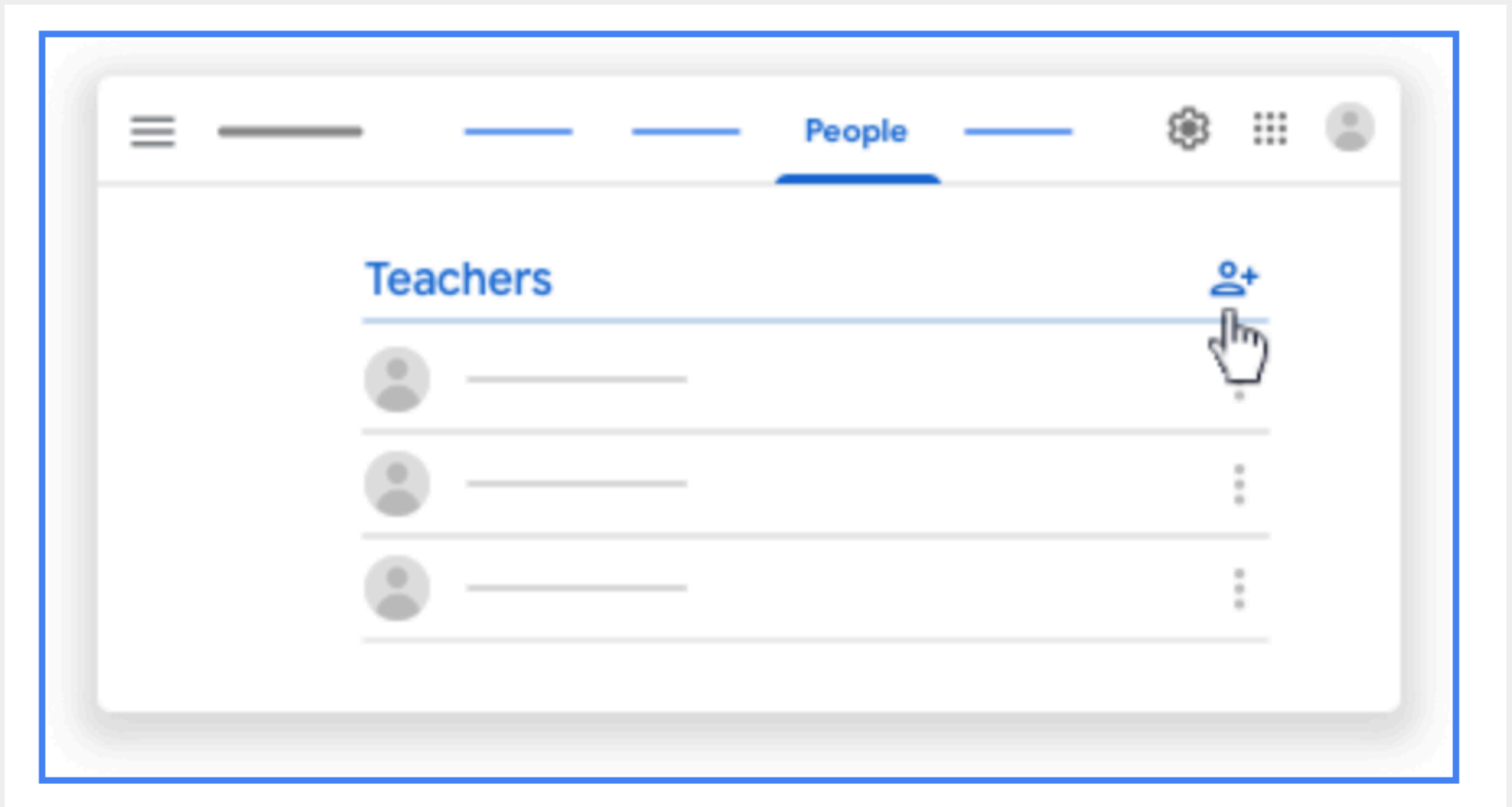
#50 - 5th/6th Grade Sex Education by Advocates for Youth Rights, Respect, Responsibility Curriculum (in compliance with CA HYA)

JOIN

Now You Can See/Copy Your Classes



You Join As A Teacher – Can Edit/Assign



Coming Soon – Spanish!



Link to sign up in chat!

Questions

?

?

Answers

?